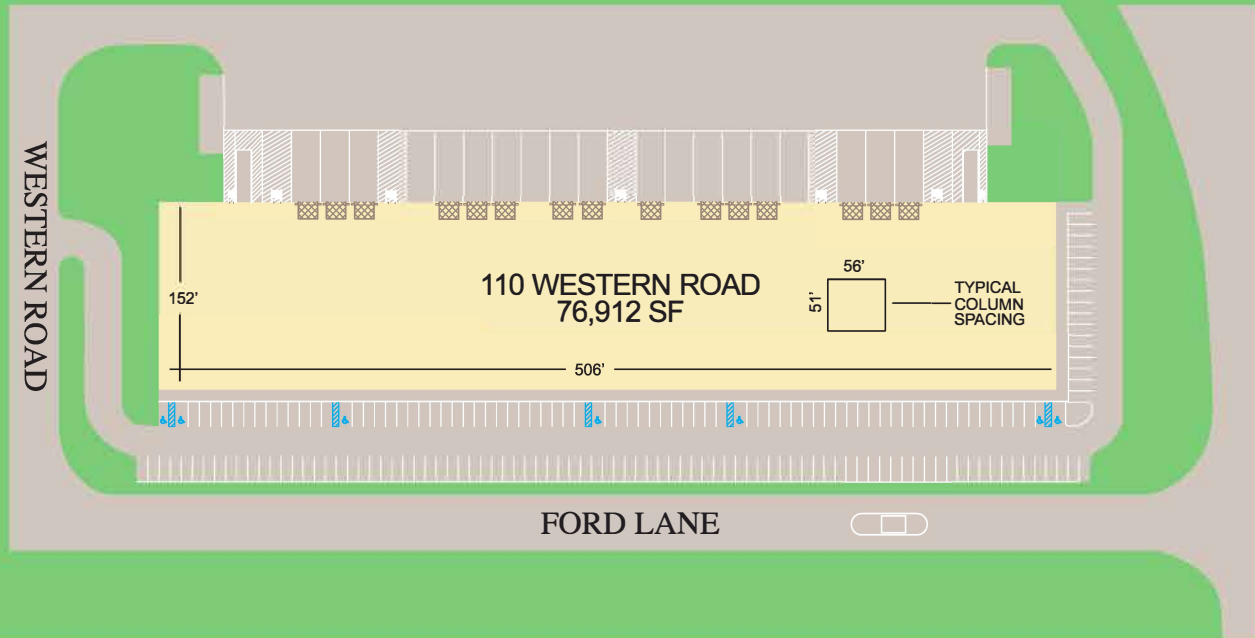


FOR LEASE

110 Western Road

Kearny, NJ 07032



Divisible: +/- 34,000 SF

Zoning: SKI-S; Warehouse, Distribution, and Manufacturing

Wall Construction: Precast Concrete

Ceiling Height: 36'

Column Spacing: 56'x51' Typical

Building Dimensions: 506'x152'

Warehouse Slab: 7" w/Ashford Formula Sealer
500 lb. Floor Load

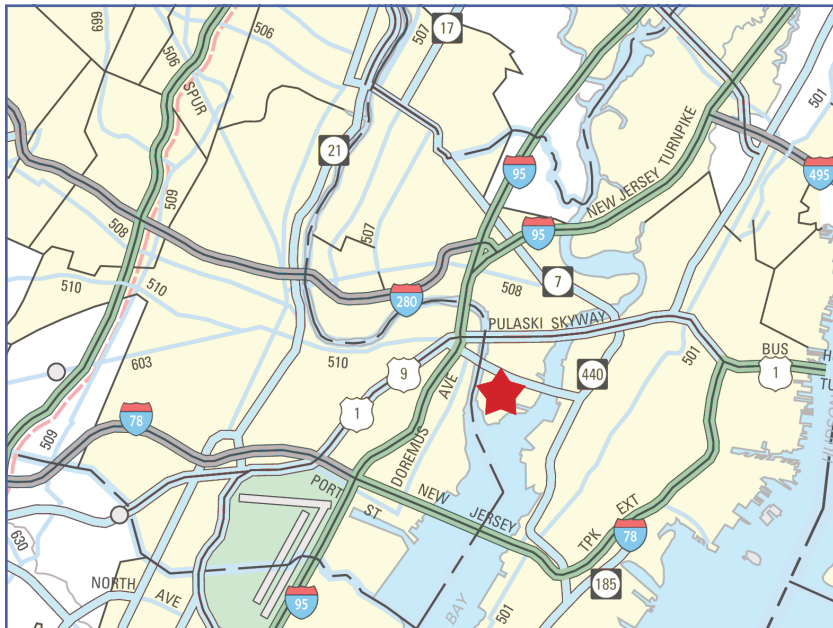
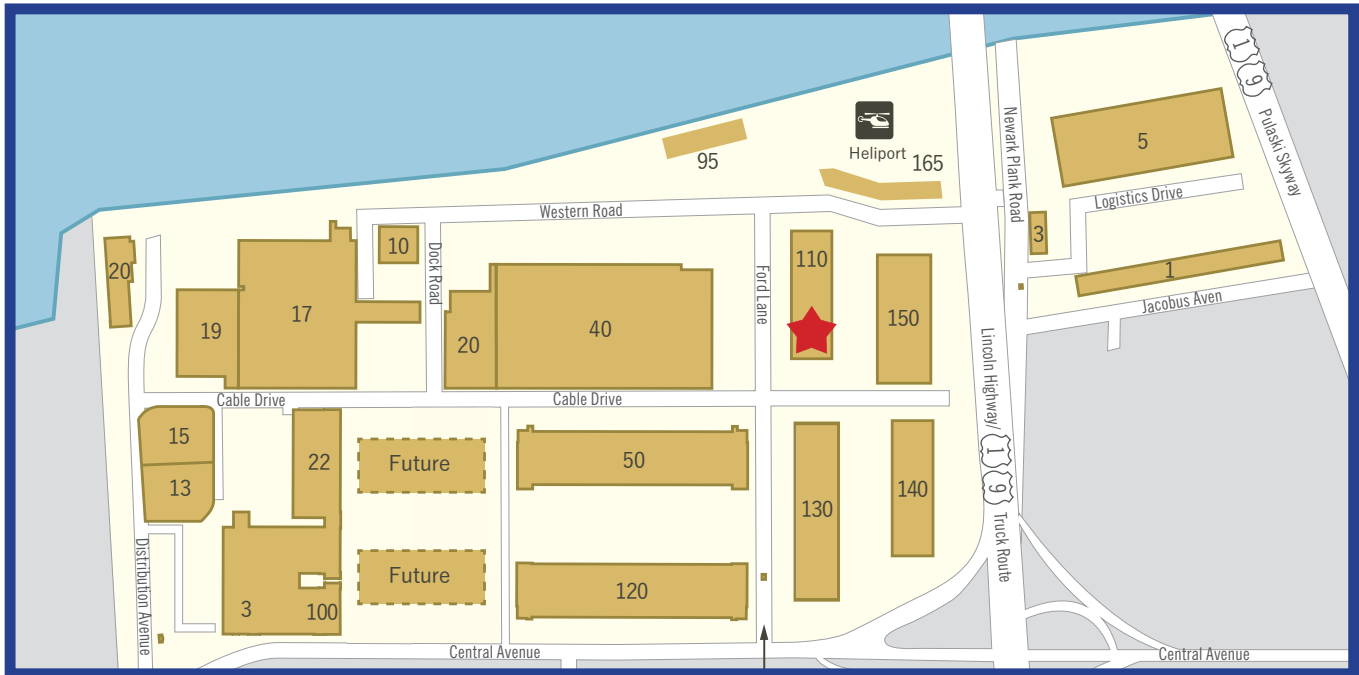
Dock Loading: 15 (9'x10') Dock High Doors
2 (13'x16') Drive In Doors

Sprinkler System: ESFR

Power: 800 AMP, 277/480 Volt
3-Phase, 4 Wire

Parking: 6 Trailers (14'x60')
188 Cars (9'x20')





- Gated Urban Industrial Park with 24/7 On-Site Security
- On-Site Management
- Urban Enterprise Zone
- Foreign Trade Zone
- U.S. Routes #1 & 9 – Direct access
- N.J. Turnpike (Exit15E) – ¼ mile
- I-280 – 2 miles
- Holland Tunnel – 3.5 miles
- Lincoln Tunnel – 5.7 miles
- George Washington Bridge – 11 miles
- Newark International Airport – 3.8 miles
- Ports Newark & Elizabeth – 3 miles
- I-80 – 10.3 miles

Alan M. Lambiase, CCIM

Director of Sales & Marketing
 alambiase@riverterminal.com