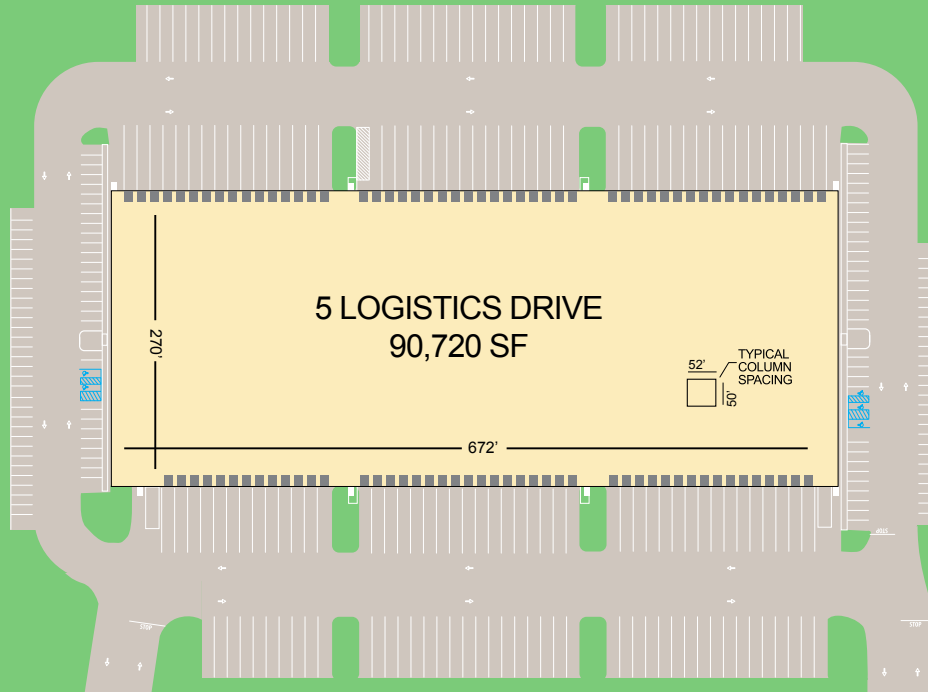


FOR LEASE

5 Logistics Drive

Kearny, NJ 07032



Divisible: +/- 90,720

Zoning: SKI-S; Warehouse, Distribution, and Manufacturing

Wall Construction: Precast Concrete

Ceiling Height: 36'

Column Spacing: 52' x 50' Typical

Building Dimensions: 680' x 270'

Warehouse Slab: 7" w/Ashford Formula Sealer
500 lb. Floor Load

Dock Loading: 92 (8' x 10') Dock High Doors
2 (13' x 16') Drive In Doors

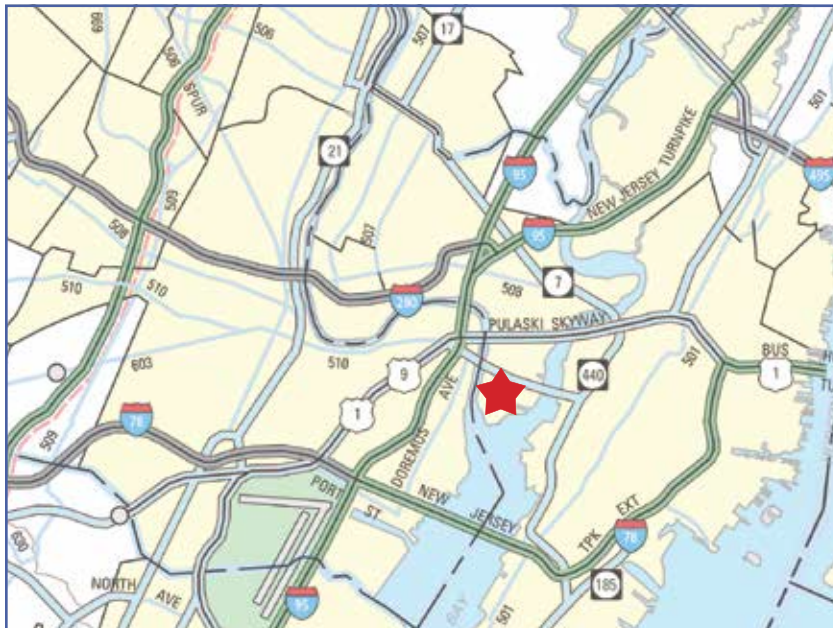
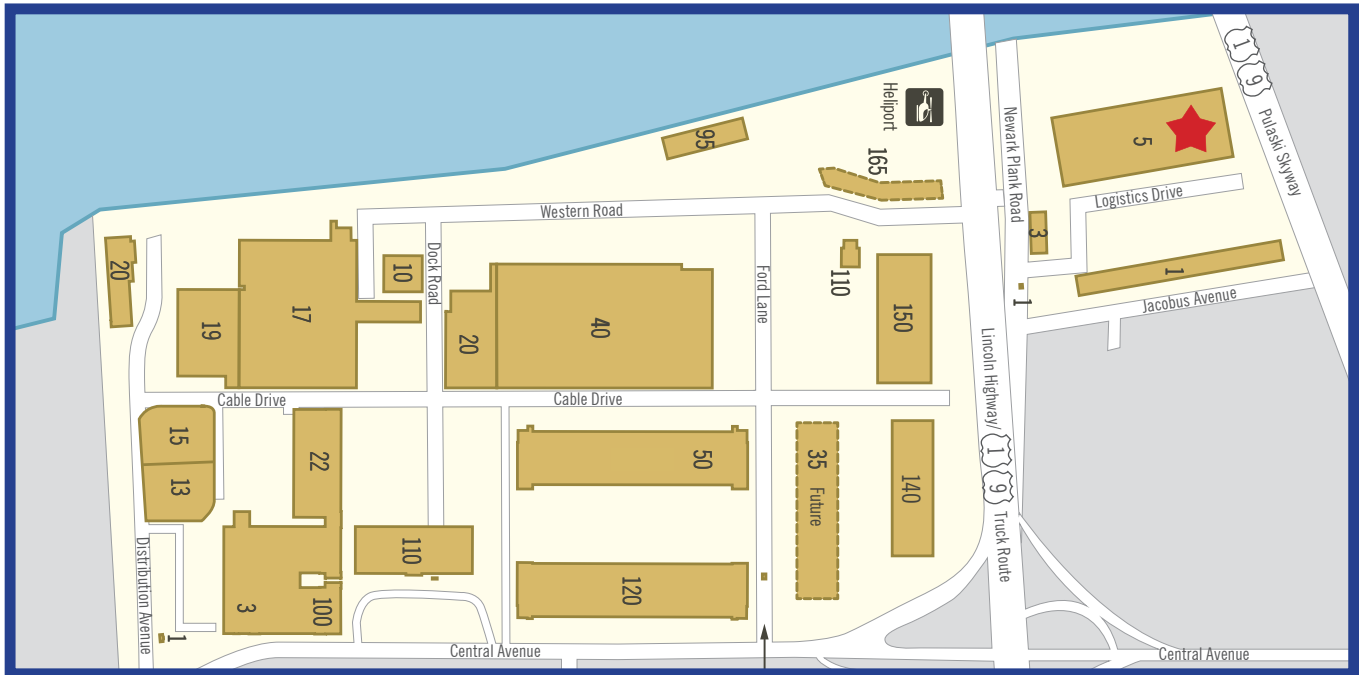
Sprinkler System: ESRF

Power: 800 AMP, 277/480 Volt
3-Phase, 4 Wire

Roof System: SBS Modified Built Up Asphalt

Parking: 129 Car Parking / 96 Trailers





- Gated Urban Industrial Park with 24/7 On-Site Security
- On-Site Management
- Urban Enterprise Zone
- Foreign Trade Zone
- U.S. Routes #1 & 9 – Direct access
- N.J. Turnpike (Exit15E) – ¼ mile
- I-280 – 2 miles
- Holland Tunnel – 3.5 miles
- Lincoln Tunnel – 5.7 miles
- George Washington Bridge – 11 miles
- Newark International Airport – 3.8 miles
- Ports Newark & Elizabeth – 3 miles
- I-80 – 10.3 miles

Alan M. Lambiase, CCIM

Director of Sales & Marketing
 alambiase@riverterminal.com